

Priority queues and binary heaps

Data Structures and Algorithms for Computational Linguistics III
(ISCL-BA-07)Çağrı Çöltekin
ccolt@informatik.uni-tuebingen.deUniversity of Tübingen
Seminar für Sprachwissenschaft

Winter Semester 2022/23

https://www.iscl.uni-tuebingen.de

Priority queue ADT

- A *priority queue* is a collection, an abstract data type, that stores items
- The items in a priority queue are *key-value* pairs
- The key determines the priority of the item, while the value is the actual data of interest
- The interface of a priority queue is similar to a standard queue
- Instead of the first item entered into the queue, the item with the highest priority (minimum or maximum key value) is removed from the priority queue
- Priority queues have many applications ranging from data compression to discrete optimization
- We will see their application to sorting (this lecture) and searching on graphs (later)

C. Çöltekin, MPI / University of Tübingen

Winter Semester 2022/23 1 / 22

Priority queues Binary Heaps Sorting with priority queues

Priority queues

Key operators

- `insert(k, v)` Similar to `enqueue(v)`, inserts the value v with priority k into the queue
- `remove()` Similar to `dequeue()`, removes and returns the item with highest priority
- This operation is often called `remove_min()` or `remove_max()` depending on minimum or maximum key value is considered having the highest priority

C. Çöltekin, MPI / University of Tübingen

Winter Semester 2022/23 2 / 22

Priority queues Binary Heaps Sorting with priority queues

Priority queues

Example operations

Operation	Return value	Priority queue
<code>insert(5, a)</code>		{(5,a)}
<code>insert(9, c)</code>		{(5,a), (9,c)}
<code>insert(3, b)</code>		{(5,a), (9,c), (3,b)}
<code>insert(7, d)</code>		{(5,a), (9,c), (3,b), (7,d)}
<code>remove()</code>	c	{(5,a), (3,b), (7,d)}
<code>remove()</code>	d	{(5,a), (3,b)}
<code>remove()</code>	a	{(3,b)}
<code>remove()</code>	b	{}

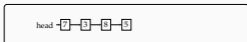
C. Çöltekin, MPI / University of Tübingen

Winter Semester 2022/23 3 / 22

Priority queues Binary Heaps Sorting with priority queues

Priority queue implementation

unsorted list



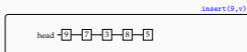
C. Çöltekin, MPI / University of Tübingen

Winter Semester 2022/23 4 / 22

Priority queues Binary Heaps Sorting with priority queues

Priority queue implementation

unsorted list



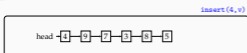
C. Çöltekin, MPI / University of Tübingen

Winter Semester 2022/23 5 / 22

Priority queues Binary Heaps Sorting with priority queues

Priority queue implementation

unsorted list



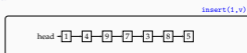
C. Çöltekin, MPI / University of Tübingen

Winter Semester 2022/23 6 / 22

Priority queues Binary Heaps Sorting with priority queues

Priority queue implementation

unsorted list



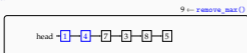
C. Çöltekin, MPI / University of Tübingen

Winter Semester 2022/23 7 / 22

Priority queues Binary Heaps Sorting with priority queues

Priority queue implementation

unsorted list



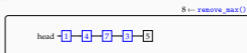
C. Çöltekin, MPI / University of Tübingen

Winter Semester 2022/23 8 / 22

Priority queues Binary Heaps Sorting with priority queues

Priority queue implementation

unsorted list



- Insert: $O(1)$
- Remove: $O(n)$

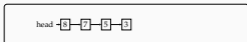
C. Çöltekin, MPI / University of Tübingen

Winter Semester 2022/23 9 / 22

Priority queues Binary Heaps Sorting with priority queues

Priority queue implementation

sorted list



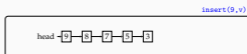
C. Çöltekin, MPI / University of Tübingen

Winter Semester 2022/23 10 / 22

Priority queues Binary Heaps Sorting with priority queues

Priority queue implementation

sorted list



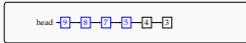
C. Çöltekin, MPI / University of Tübingen

Winter Semester 2022/23 11 / 22

Priority queue implementation

sorted list

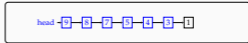
insert(4,v)



Priority queue implementation

sorted list

insert(1,v)



Priority queue implementation

sorted list

9 ← remove_max()



Priority queue implementation

sorted list

8 ← remove_max()

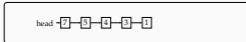


- Insert: $O(n)$
- Remove: $O(1)$

Priority queue implementation

sorted list

8 ← remove_max()



- Insert: $O(n)$
- Remove: $O(1)$

We can do better on average (coming soon).

Binary heaps

- A binary heap is a binary tree where the nodes store items with an ordering relation. A binary heap has two properties:
 1. Shape: a binary heap is a complete binary tree
 - all levels of the tree, except possibly the last one, are full
 - all empty slots (if any) are to the right of the filled nodes at the lowest level
 2. Heap order:
 - max-heap Parents' keys are larger than children's keys
 - min-heap Parents' keys are smaller than children's keys



Height of a binary heap

- Height of a binary heap is $\lceil \log n \rceil$



- At least 2^h nodes $\rightarrow h \leq \log n$
- At most $2^{h+1} - 1$ nodes $\rightarrow h \geq \log(n+1) - 1$

Adding a new item to a binary heap



- Add the new element to the first available slot
- "Bubble up" until the heap property is satisfied
- At most $h = \log n$ comparisons/swaps

Adding a new item to a binary heap



- Add the new element to the first available slot
- "Bubble up" until the heap property is satisfied
- At most $h = \log n$ comparisons/swaps

Adding a new item to a binary heap



- Add the new element to the first available slot
- "Bubble up" until the heap property is satisfied
- At most $h = \log n$ comparisons/swaps

Adding a new item to a binary heap



- Add the new element to the first available slot
- "Bubble up" until the heap property is satisfied
- At most $h = \log n$ comparisons/swaps

Adding a new item to a binary heap



- Add the new element to the first available slot
- "Bubble up" until the heap property is satisfied
- At most $h = \log n$ comparisons/swaps

Adding a new item to a binary heap



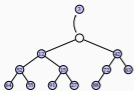
- Add the new element to the first available slot
- "Bubble up" until the heap property is satisfied
- At most $h = \log n$ comparisons/swaps

Removing the min/max from a binary heap



- The item to be removed is at the root
- We replace root with the element at the last slot
- "Bubble down" until the heap property is satisfied

Removing the min/max from a binary heap



- The item to be removed is at the root
- We replace root with the element at the last slot
- "Bubble down" until the heap property is satisfied

Removing the min/max from a binary heap



- The item to be removed is at the root
- We replace root with the element at the last slot
- "Bubble down" until the heap property is satisfied

Removing the min/max from a binary heap



- The item to be removed is at the root
- We replace root with the element at the last slot
- "Bubble down" until the heap property is satisfied

Removing the min/max from a binary heap



- The item to be removed is at the root
- We replace root with the element at the last slot
- "Bubble down" until the heap property is satisfied

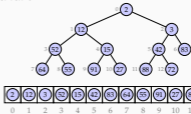
Removing the min/max from a binary heap



- The item to be removed is at the root
- We replace root with the element at the last slot
- "Bubble down" until the heap property is satisfied

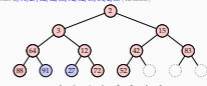
Array based implementation of heaps

- As any complete binary tree, heaps can be stored efficiently using an array data structure



Bottom-up heap construction

demonstration with: 3, 91, 27, 12, 42, 88, 72, 52, 15, 64, 2, 83 (12 items)



$$T(n) = \sum_{l=0}^h l \times 2^{h-l} = \sum_{l=0}^h l \times \frac{2^h}{2^l} = 2^h \sum_{l=0}^h \frac{l}{2^l} = \frac{n+1}{2} \sum_{l=0}^h \frac{1}{2^l} = O(n)$$

Implementing priority queues with binary heaps

- Binary heaps provide a straightforward implementation of priority queues

Implementation	insert()	remove()
Unsorted list	$O(1)$	$O(n)$
Sorted list	$O(n)$	$O(1)$
Binary heap	$O(\log n)$	$O(\log n)$

- Some improvements are possible, such as
 - d-ary heaps: $O(\log_d n)$ insert, $O(d \log_d n)$ remove
 - Fibonacci heaps: $O(1)$ insert, $O(\log n)$ remove

Python standard heap implementation

- Python standard `heapq` module allows maintaining a list (array) based heap
 - The `heappush(h, e)` insert `e` into heap `h`
 - The `heappop(h)` return the minimum value from heap `h`
 - The `heapify(h)` construct a heap from given list `heappush(h)`

```

>>> h = []
>>> heappush(h, ('this is important'))
>>> heappush(h, ('this, not so much'))
>>> heappush(h, ('this is quite important too'))
>>> heappush(h, ('highest priority'))
>>> heappush(h, ('fairly important'))
>>> h
[('highest priority'), ('this is important'), ('this is quite important too'),
 ('this, not so much'), ('fairly important')]
>>> [heappop(h) for _ in range(len(h))]
[('highest priority'), ('this is important'), ('this is quite important too'),
 ('fairly important'), ('this, not so much')]

```

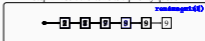
Sorting with priority queues

- Inserting the items in a priority queue and removing them effectively sorts the given array
- There is an interesting connection with this approach and some sorting algorithms
 - If we use a sorted list, the algorithm is equivalent to the insertion sort $O(n^2)$
 - If we use an unsorted list, the algorithm is equivalent to the selection sort $O(n^2)$
 - If we use a binary heap, we get an $O(n \log n)$ algorithm (heap sort)


Insertion sort with priority queues

priority queues implemented with sorted lists - sorting: 7, 2, 9, 4, 8, 7

Step 1: insert the items to a priority queue



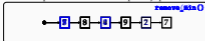
Step 2: simply remove each item from the priority queue



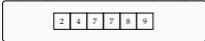
Selection sort with priority queues

priority queues implemented with unsorted lists - sorting: 7, 2, 9, 4, 8, 7

Step 1: insert the items to a priority queue



Step 2: simply remove each item from the priority queue



Sorting with heaps

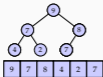
a first attempt

- The idea is simple: as before, insert all items to the heap
- Remove them in order
- Complexity of $O(n \log n)$
- However,
 - not stable
 - not in-place: needs $O(n)$ extra space (we can fix this)

```
def heap_sort(seq):
    heap = []
    for item in seq:
        heappush(heap, item)
    for i in range(len(seq)):
        seq[i] = heappop(heap)
```

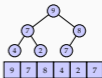
In-place heap sort

step 1: bottom-up heap construction - sorting: 7, 2, 9, 4, 8, 7



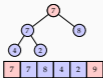
In-place heap sort

step 2: iteratively remove the maximum element, place it at the end

Heap construction: $O(n) + n \times \text{remove_min}()$: $O(n \log n) = O(n \log n)$

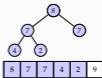
In-place heap sort

step 2: iteratively remove the maximum element, place it at the end

Heap construction: $O(n) + n \times \text{remove_min}()$: $O(n \log n) = O(n \log n)$

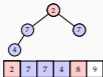
In-place heap sort

step 2: iteratively remove the maximum element, place it at the end

Heap construction: $O(n) + n \times \text{remove_min}()$: $O(n \log n) = O(n \log n)$

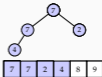
In-place heap sort

step 2: iteratively remove the maximum element, place it at the end

Heap construction: $O(n) + n \times \text{remove_min}()$: $O(n \log n) = O(n \log n)$

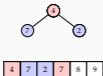
In-place heap sort

step 2: iteratively remove the maximum element, place it at the end

Heap construction: $O(n) + n \times \text{remove_min}()$: $O(n \log n) = O(n \log n)$

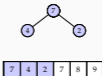
In-place heap sort

step 2: iteratively remove the maximum element, place it at the end

Heap construction: $O(n) + n \times \text{remove_min}()$: $O(n \log n) = O(n \log n)$


In-place heap sort

step 2: iteratively remove the maximum element, place it at the end

Heap construction: $O(n) + n \times \text{remove_min}()$: $O(n \log n) = O(n \log n)$


In-place heap sort

step 2: iteratively remove the maximum element, place it at the end

Heap construction: $O(n) + n \times \text{remove_min}(): O(n \log n) = O(n \log n)$

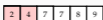
In-place heap sort

step 2: iteratively remove the maximum element, place it at the end

Heap construction: $O(n) + n \times \text{remove_min}(): O(n \log n) = O(n \log n)$


In-place heap sort

step 2: iteratively remove the maximum element, place it at the end

Heap construction: $O(n) + n \times \text{remove_min}(): O(n \log n) = O(n \log n)$


In-place heap sort

step 2: iteratively remove the maximum element, place it at the end

Heap construction: $O(n) + n \times \text{remove_min}(): O(n \log n) = O(n \log n)$

In-place heap sort

step 2: iteratively remove the maximum element, place it at the end

Heap construction: $O(n) + n \times \text{remove_min}(): O(n \log n) = O(n \log n)$

A summary of sorting algorithms so far

Algorithm	worst	average	best	memory	in-place	stable
Bubble sort	n^2	n^2	n	1	yes	yes
Selection sort	n^2	n^2	n^2	1	yes	no
Insertion sort	n^2	n^2	n	1	yes	yes
Merge sort	$n \log n$	$n \log n$	$n \log n$	n	no	yes
Quicksort	n^2	$n \log n$	$n \log n$	$\log n$	yes	no
Bucket sort	n^2	n^2/k	n	kn	no	yes
Heap sort	$n \log n$	$n \log n$	n	1	yes	no
Timsort	$n \log n$	$n \log n$	n	n	no	yes
?	$n \log n$	$n \log n$	n	1	yes	yes

Summary

- A priority queue is a useful ADT for many purposes
- Binary heaps implement priority queues efficiently
- Heap sort is an efficient algorithm based on priority queue implementation with heaps ([goodrich2013](#))

Next:

- Graphs
- Reading: [goodrich2013](#)

Acknowledgments, credits, references